

# Deck Plan w/ Roof Submittal

- Provide Plans for Roof (looking down from above) and Plan of Deck, indicate Existing Structure, and New Construction. All drawings must include types, sizes and spans of all materials used such as Posts, Beams, Joists, Trusses and Rafters.
- See Drawings and Details Figures 1.1, 1.2 and 1.3 for Item locations and additional information.

## Roof Type:

- Select one: Shed \_\_\_ Gable \_\_\_ Hip \_\_\_ Other \_\_\_

## Roof Size (overall dimensions):

- Length: \_\_\_\_\_ Width: \_\_\_\_\_

### ① Roof Covering:

- Type: \_\_\_\_\_

### ② Roof Sheathing:

- Type: \_\_\_\_\_ Thickness: \_\_\_\_\_

### ③ Rafters or Trusses: (circle one)

- Type: \_\_\_\_\_ Pitch: \_\_\_\_\_
- Span: \_\_\_\_\_ Spacing: \_\_\_\_\_

### ④ Carrier Beam (roof):

- Material: \_\_\_\_\_
- Size (nominal): \_\_\_\_\_ X \_\_\_\_\_
- Spacing Center to Center: \_\_\_\_\_
- Clear span distance: \_\_\_\_\_

### ⑤ Support Post (roof):

(n/a if post runs thru to footer)

- Material: \_\_\_\_\_
- Size (nominal): \_\_\_\_\_ X \_\_\_\_\_
- Post Length: \_\_\_\_\_

### ⑥ Guardrail:

- Required if floor is 30" or more above ground.
- Constructed so no opening will allow 4" sphere to pass thru.
- ✱ See note

## Stairs (where applicable):

- No. of Treads (9" min.): \_\_\_\_\_
- No. Risers (8¼" max.): \_\_\_\_\_
- Min. 4" high toe Kick.

### ⑦ Handrail:

- Constructed so no opening will allow 4" sphere to pass thru.
- See Figure 1.2 for Acceptable Handrail Details
- ✱ See note

## Deck Size (overall dimensions):

- All Fasteners MUST be exterior grade.
- Length: \_\_\_\_\_ Width: \_\_\_\_\_

### ⑧ Flooring:

- Material: \_\_\_\_\_
- Size (nominal): \_\_\_\_\_ X \_\_\_\_\_

### ⑨ Floor Joists:

- Material: \_\_\_\_\_
- Size (nominal): \_\_\_\_\_ X \_\_\_\_\_
- Spacing Center to Center: \_\_\_\_\_
- Clear span distance: \_\_\_\_\_

### ⑩ Carrier Beam (floor):

- Material: \_\_\_\_\_
- Size (nominal): \_\_\_\_\_ X \_\_\_\_\_
- Spacing Center to Center: \_\_\_\_\_
- Clear span distance: \_\_\_\_\_

### ⑪ Support Post (deck):

- Material: \_\_\_\_\_
- Size (nominal): \_\_\_\_\_ X \_\_\_\_\_
- Post Length: \_\_\_\_\_

## Footer:

(Select one or provide drawing if other)

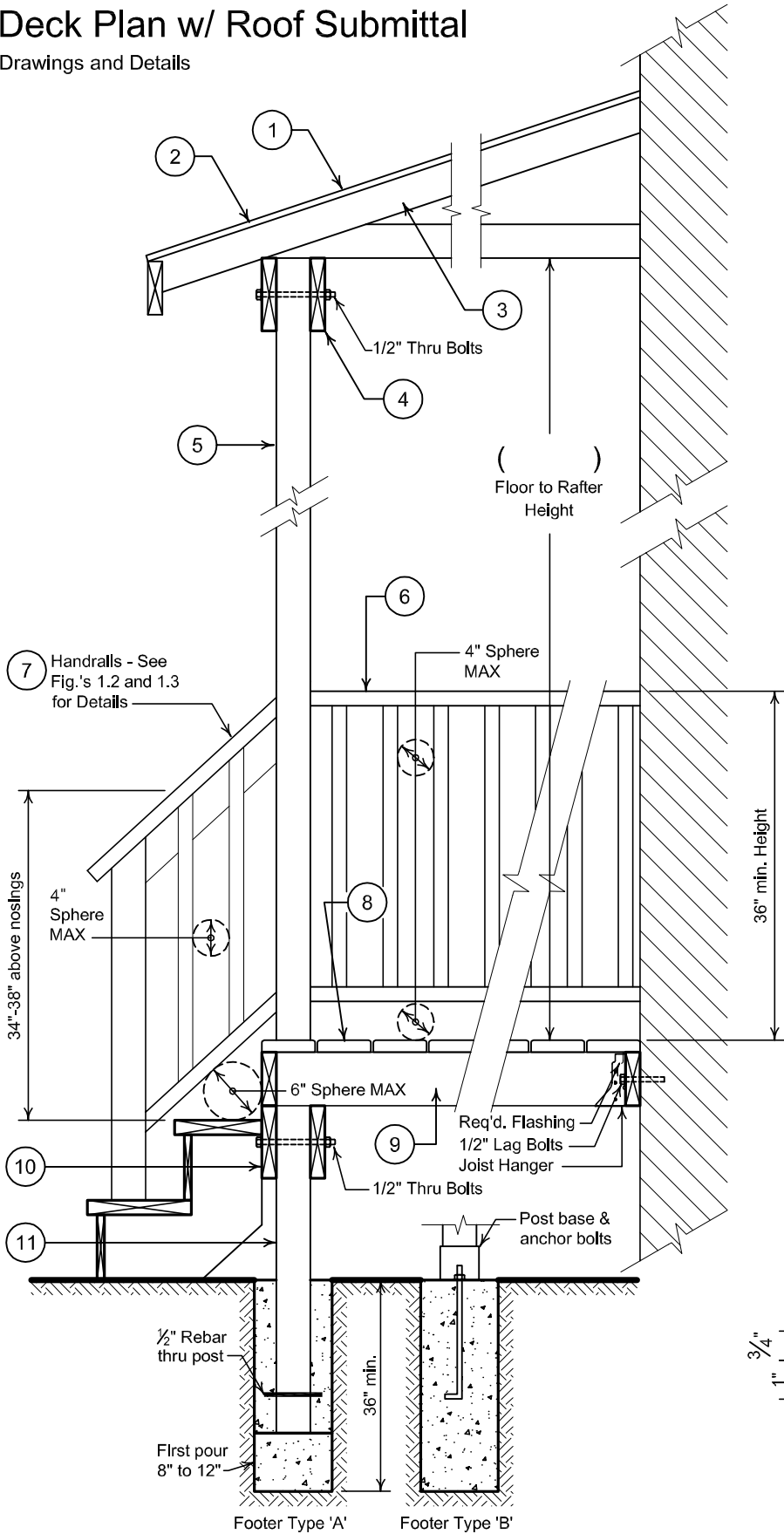
- Type 'A': \_\_\_\_\_
- Type 'B': \_\_\_\_\_

### ✱ Note:

- Handrail assemblies and guards shall be able to resist a single concentrated load of 200lbs. applied in any direction at any point along the top.

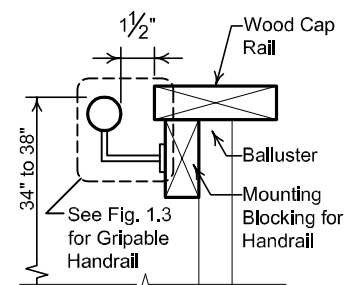
# Deck Plan w/ Roof Submittal

Drawings and Details



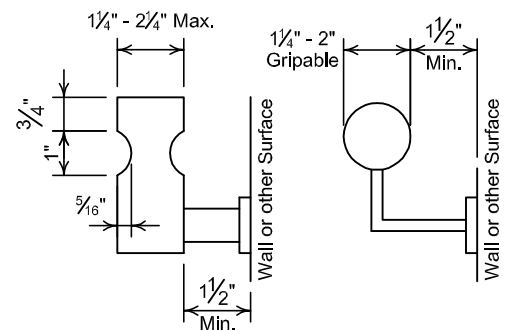
**Typical Section**

Figure 1.1



**Handrail Details**

Figure 1.2



**Acceptable Handrail Grips**

Figure 1.3